

E-SAFETY EVENING FOR PARENTS



Aims:

- To share what we do at Hillside to make our children safe when online.
- To share what Wokingham do and the support they provide.
- To share good resources.

A key skill
for life

Accessed
anywhere
anytime

Wide and
flexible
range of
information

Easy to
communica
te with
friends and
family

Motivational
and fun

Raise
standards

**Why do we and our
young people use ICT?**



HOW WE USE THESE TECHNOLOGIES

Parents / Carers

- e-mail
- Shopping
- Booking holidays
- Research

Young people

- Music
- Games
- Chat
- Instant Messaging IM
- Blogs
- Social Networking




ADULTS AND CHILDREN USE THE INTERNET DIFFERENTLY

Adults

Children

Downloading




+ Uploading

Consuming



+ Creating

Corporate



+ Personal

Separate media



+ Converged media

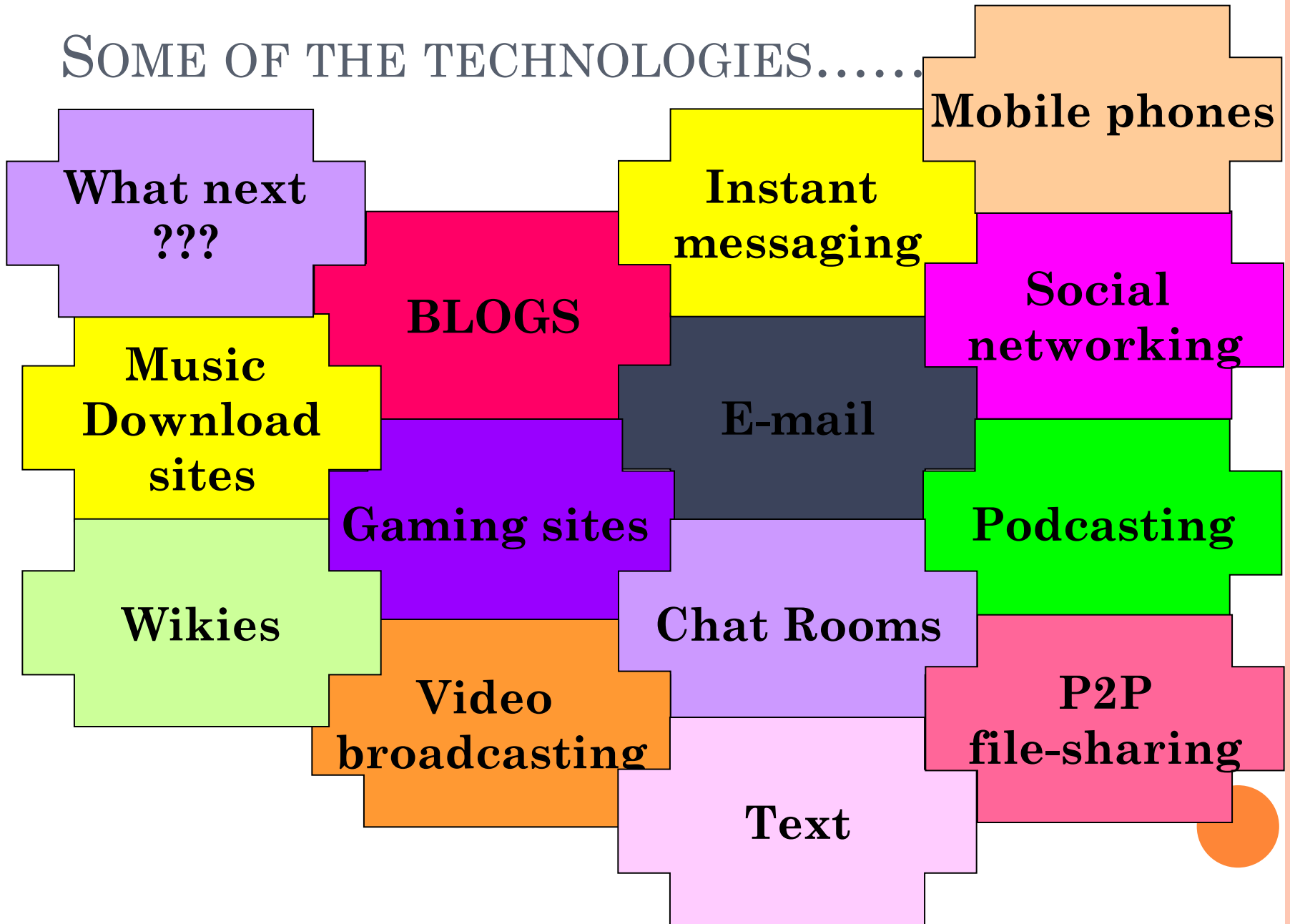
Static



+ Truly interactive

79% of young people use the internet privately without their parent's supervision

SOME OF THE TECHNOLOGIES.....



WHAT WE DO AT HILLSIDE

‘They [pupils] are taught how to keep themselves safe in a range of situations outside school, such as crossing the road and using the internet safely.’

Ofsted Report Nov 2012



FOLLOW THE WOKINGHAM SCHEME OF WORK

Year 1	
Communicating collaborating and Publishing	
<p>Level 1 Pupils can log in to learning platform with support, use the different information sources and activities there, and talk about what they have seen. Talk about the schools e-safety rules. Look and talk about what other people have put on the Learning Platform. Log in to and navigate my way round the learning platform.</p>	<p>Level 2 Pupils can log in to the learning platform. They can upload photos and comments. They understand how to use the platform. Know that I can add a comment to a page (e.g. wiki, blogs). Add text and images to a page for a known audiences. Explain what I have done (copyright).</p>
Learning Objectives	Key Skills – what the children will do
<p>E-Safety</p> <ul style="list-style-type: none"> To understand the schools e-safety policy: appropriate to their age Understand passwords are used to log in and why these should be kept private Understand they have to log in to the learning platform to see a home page and other resources <p>Using the learning platform:</p> <ul style="list-style-type: none"> To start to understand that messages can be sent 	<p>E- safety</p> <ul style="list-style-type: none"> To discuss e-safety in terms of the school acceptable use policy Find the login on the learning platform Log in and navigate to a given page To talk about passwords and why they need to be kept private <p>Messaging</p> <ul style="list-style-type: none"> Look at the different ways that messages can be sent for example; letters, telephone, email, text, instant messaging, walkie talkies, forums Contribute ideas to a class electronic communication or respond to a message or forum on the learning platform



REMIND CHILDREN OF OUR RESPONSIBLE INTERNET USE (POSTED IN THE SUITE)

Hillside Primary School

Rules for Responsible Internet Use

The school has installed computers with internet access to help our learning. These rules will help keep us safe and help us be fair to others.

Using the computers:

- I will only access the computer system with the login and password I have been given, which I will keep secret;
- I will not access, or delete, other people's files;
- I will not bring in floppy disks or CDs from outside school and try to use them on the school computers without permission;
- I understand that if I deliberately break these rules, I could be stopped from using the computers.

Using the Internet:

- I will ask permission from a teacher before using the Internet;
- I will report any unpleasant material to my teacher immediately because this will help protect other pupils and myself;
- I understand that the school may check my computer files and may monitor the Internet sites I visit;
- I will not complete and send forms without permission from my teacher;
- I will not give my full name, my home address or telephone number when completing forms;
- I will respect copyright;
- I will not use Internet chat facilities.



HILLSIDE'S WEB RULES

To keep safe when I am using the learning platform and the internet:

- I will always ask an adult before I use a computer.
- I will only search the web if an adult is with me to help.
- I will only use websites that my school and my parents say are safe.
- I will only log on with my own username and password and I will not use one that belongs to someone else.
- I will not tell anyone else my learning platform password and I will always log off from the platform when I have finished.
- I will not put any personal information - telephone number, address etc on my home page.
- I know that images and text on the web belong to somebody else and I should not copy them and use them on the learning platform.
- I will be sensible about what I put on the learning platform.
- I will only send messages to people I know, I know that I shouldn't send unkind or abusive messages to anyone.
- I will report any frightening or bullying messages to an adult.
- I will tell an adult if I find anything that upsets me on the internet.
- **I know that I can only use the platform if I agree with all these rules.**



SUPPORT SAFER INTERNET DAY (SID)



ALL-IN-ONE POLICY ADOPTED FROM WOKINGHAM

Wokingham

'All in One' e-Safety Policy



This covers:

- Mobile phones
- Email and other communications
- Social Networking
- Internet Use
- Digital Imagery
- Website and Learning Hub
- Security
- Data Storage
- Passwords
- Filtering
- E-Safety
- Nearly completed!
- Copies will shortly be available



CHILDREN ACTIVITIES THROUGH PSHCE

Internet Safety Cards



COOL

You get sent a text message on your mobile saying:


"Cool ringtones. Just text YES to download"

What should you do?



IF SOMETHING UNFORTUNATE APPEARS ON A
CHILD'S COMPUTER SCREEN...

What should they do?



IF SOMETHING UNFORTUNATE APPEARS ON A CHILD'S COMPUTER SCREEN...

- Don't PANIC and make a big deal of it
- Simply turn the monitor off
- Report the problem to a trusted adult straight away
- **DO NOT TURN THE PC OFF OR CLOSE THE PROGRAM!**



E-SAFETY SUPPORT ON OUR WEBSITE



The screenshot shows the website for Hillside Primary School. At the top, there is a blue header with the school's name "Hillside Primary School" in large white letters. Below the name is the address: "Rushey Way, Lower Earley, Reading, Berkshire RG6 4HQ Tel: 0118 9755771". There are two circular logos on either side of the header, each depicting a landscape with a sun, trees, and a path. Below the header is a navigation menu with buttons for "Home", "Visitors", "Parents", "Governors", "Web Links", and "Contact Us".

E-Safety

'Being safe online is what e-safety is all about.'

There are a variety of Information and Communication Technologies (ICT) available that children can use to explore, discover and learn. One key technology is the Internet, providing children with resources for a variety of topics at their fingertips.

School children use the Internet and other communication technologies to enrich their learning experience and it is known that the use of ICT has a positive effect on school improvement and attainment in Schools.

Although ICT provides amazing resources for children, it also brings with it an equal amount of risk.

For more information please click on the links below:



Kidsmart

The Kidsmart logo features a hand pointing to a central "SMART" button, surrounded by various icons representing different digital topics like "FILE SHARING", "SOCIAL NETWORKING", "NET WATCH", "SMART FILES", "CHAT", "SAFE SOCIAL", "DIGITAL FOOTPRINTS", "BEST CLIPS", "MUSIC", "SMS", "GALLERY", "COMPUTERS", and "NETWORKS".

- Parents / Curriculum / E-Safety